
Ref. no.: 291

Smoke protection damper



General Type Approval no. Z-78.4-192 by the DIBt
(German Institute for Building Technology)



AEROTECHNIK
SIEGWART

Aerotechnik E. Siegwart GmbH
Untere Hofwiesen • D-66299 Friedrichsthal
☎ + 49 (0) 6897/859-0 • 📠 + 49 (0) 6897/859-150
www.aerotechnik.de • info@aerotechnik.de

Ref. no.: 291

Smoke protection damper

Construction details

Application:

Smoke protection dampers are shut-off devices against smoke in ventilation ducts and are used to prevent smoke from spreading in ventilation systems.

They protect against smoke aspiration through outdoor air inlets at the building facade, smoke dispersion inside the building through circulating air conductions and smoke transition in collective external air conductions or distributing conductions.

Smoke protection dampers are used in ventilation plants or ventilation ducts made of non-combustible materials.

The mounting position is independent of the air stream direction.

Smoke protection dampers close automatically via spring return actuators and are only permitted in combination with smoke detectors approved by the building inspection. Smoke detectors are not a delivery component.

Smoke protection dampers have no fire-resistance rating and are not suitable for assuming the function of fire protection dampers.

Execution:

- Frame and blades in profiled galvanized steel
- Flange C38
- Bearing shaft and external linkage in galvanized steel
- Stop angle at the top and on the bottom in galvanized steel
- Sealing plate on the left and on the right in stainless steel
- Bearing bushes made of brass
- Blades working in opposite orientations, blade width 165 mm
- Arrangement of the spring return actuator depends on the damper height
- Blade sealing (length) in aluminium

Dimensions:

Width A = 300 – 2000 mm (all intermediate sizes are available, step size 1 mm,
If width A > 962 mm, the damper is divided)

Height B = 345 – 1995 mm (345, 510, 675, ..., 1995 mm, step size 165 mm)

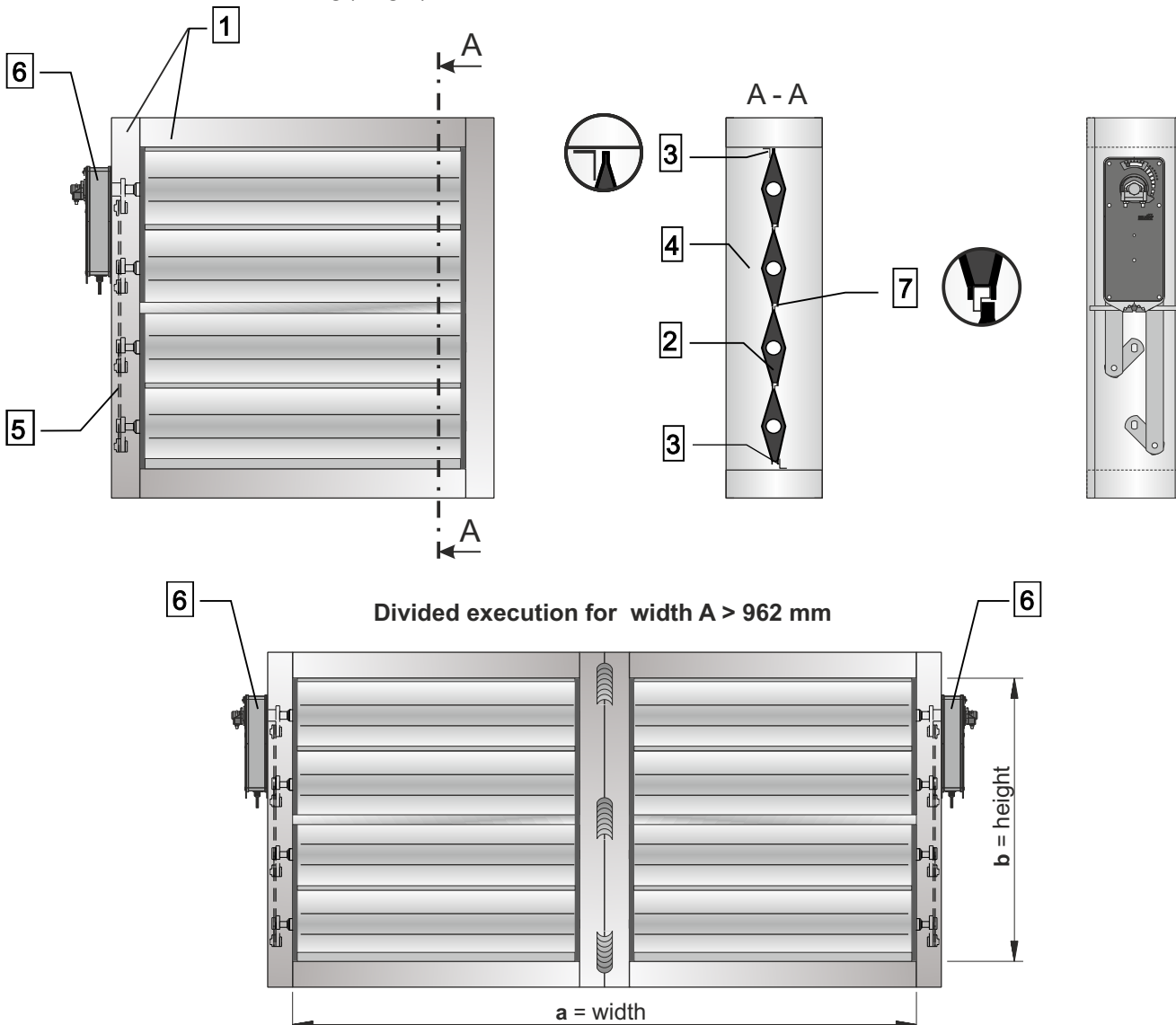


Aerotechnik E. Siegwart GmbH
Untere Hofwiesen • D-66299 Friedrichsthal
☎ + 49 (0) 6897/859-0 • 📠 +49 (0) 6897/859-150
www.aerotechnik.de • info@aerotechnik.de

Ref. no.: 291

Smoke protection damper

- Construction:**
- 1 Frame parts
 - 2 Blades
 - 3 Angle stop
 - 4 Lateral sealing plates
 - 5 External linkage, working in opposite arrangement
 - 6 Spring return actuator
 - 7 Blade sealing (length)



Specifications

Smoke protection damper, manufactured by Aerotechnik E. Siegwart GmbH, ref. no. 291, for prevention of smoke transmission in ventilation ducts, approved by the DIBt (no. Z-78-4-192). Frame in galvanized steel, frame depth 175 mm. Angle stop in galvanized steel. Lateral sealing by sealing plates, blades in torsion-resistant hollow profile in galvanized steel, blade coupling system via external linkage. The bearings of the blades are positioned in brass bushes. Actuation via spring return actuator, make Belimo, with 230 V or 24 V and two integrated limit switches.

Dimensions: Width (a) = _____ mm

Height (b) = _____ mm



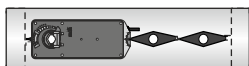
Aerotechnik E. Siegwart GmbH
Untere Hofwiesen • D-66299 Friedrichsthal
☎ + 49 (0) 6897/859-0 • 📠 +49 (0) 6897/859-150
www.aerotechnik.de • info@aerotechnik.de

Ref. no.: 291

Smoke protection damper

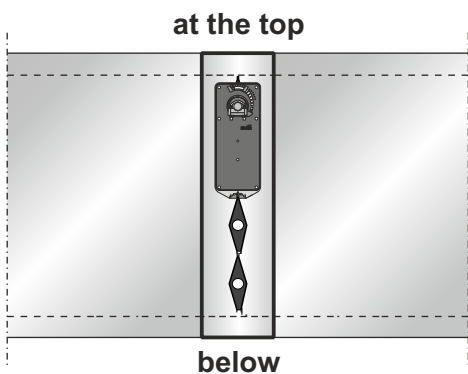
Installation examples:

Horizontal and vertical installation, blades in horizontal position.

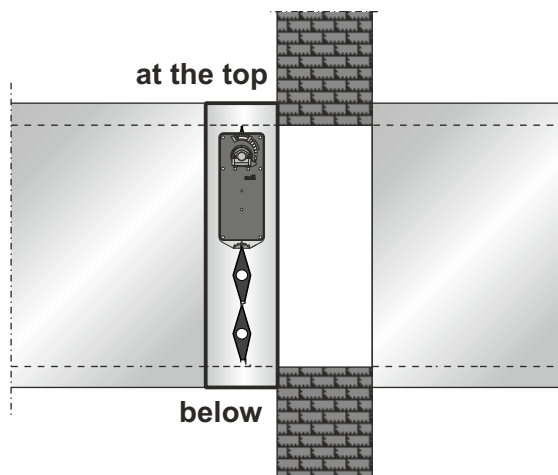


During installation it should be ensured that the blades are always in horizontal position.

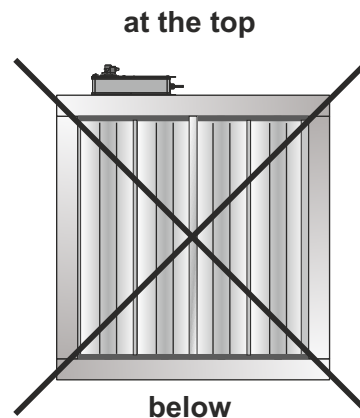
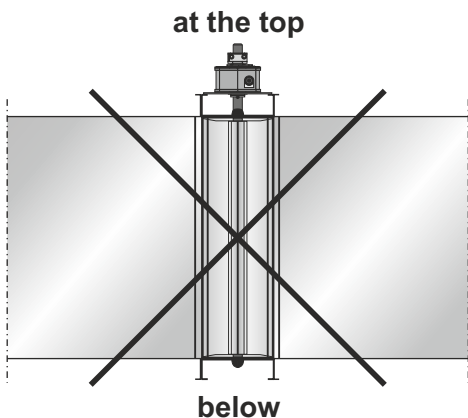
Installation in ventilation ducts



Installation on walls and ceilings



Inadmissible installation, blades in vertical position:



**AEROTECHNIK
SIEGWART**

Aerotechnik E. Siegwart GmbH
Untere Hofwiesen • D-66299 Friedrichsthal
☎ + 49 (0) 6897/859-0 • 📠 +49 (0) 6897/859-150
www.aerotechnik.de • info@aerotechnik.de